



Peter's Crazy Vision

Hey kids and parents! Fill in the blanks as you talk about this week's lesson together. Have fun!

Key Points

- Peter had a crazy _____ one day. Acts 10:11-16
- The vision was about "unclean" _____. Acts 10:14
- The vision was really about "unclean" _____.
- God can make everyone _____! Acts 10:15

Big Idea

God can make everyone clean

Key Question

What makes us dirty?


Memory Verse

Acts 10:15 "Do not call something unclean if God has made it clean."

Talk About It

1. What was your favorite part of the video? What is one thing you learned?
2. Think about a country in the world. How do the people dress in that country and what do they like to eat? How are they different from you?
3. What was Peter's vision? Who spoke to him in the vision?
4. What lesson was God teaching Peter from the vision?
5. Read Galatians 3:28. Who can be a part of God's family? What does it mean to be one with Christ?
6. How will you apply this lesson to your life this week?

Instructions: Solve the puzzles.



Big Idea

Key Question

Memory Verse

Acts 10:____ "Do not call something _____ if _____ has made it _____."

NIRCULSEO
 11 2 8 14 10 12

TEPRE
 4 13

LENAUNC
 9 6 3

LENTIESG
 1

SUEJS
 7 5

D
 1 2

M **K**
 3 4 5

V **y**
 6 7 8 2 9 10

11 12 13 3 14

Teacher instructions: Choose an activity for your classroom.

OPTION 1: LESSON REVIEW TARGET GAME

Instructions:

- Before playing, place tape on the floor and then place 3 large paper plates each assigned a value (10, 20, 30) at varying distances from the tape.
- Divided the class into two teams and have them line up single file behind the line. Give each team a bean bag. Ask a question from below. First team to raise their hand gets a chance to answer. If correct, the first kid in line gets to throw the bean bag trying to hit one of the targets. Whatever target they land on (or near) are the points they are awarded. Have kids rotate who gets to throw the bean bag. Team with the most points, wins.

Questions:

1. Who was the main character in our story today? (Peter)
2. T or F: Peter was a Gentile. (F)
3. What is a vision? (like a dream but awake)
4. What was in Peter's vision? (animals/sheet)
5. T or F: God loves everyone. (T)
6. Who did the Jews think were unclean? (Gentiles)
7. From what book is our Memory verse today? (Acts)
8. What makes all of us dirty? (sin)
9. Is our story from the OT or NT? (NT)
10. Who died for our sins? (Jesus)

Supplies needed: Tape, 2 Bean Bags, 3 Paper Plates, Marker

OPTION 2: FIND THE BOOK IN THE BIBLE GAME

Instructions:

- Divide the class into pairs. Give each pair a Bible.
- Have them race to find the books below. First to find has to say if it's in the OT or NT.

Books:

Exodus
Isaiah
Titus
Ezra
Philippians

Supplies needed: Bibles

Teacher instructions: Choose an activity for your classroom.



OPTION 2: PETER'S CRAZY VISION CRAFT

Instructions:

- Give each kid a Animal template (page 5).
- Have kids color each animal.
- Give each kid a piece of Kleenex which will serve as the white sheet from Peter's vision. Have the kids place their animals in the Kleenex and then pick up the corners of the kleenex to re-enact the vision.
- As they do that, read the story from Acts 10:1-36. Remind the kids that Jesus made us all clean when he died to pay for our sins.

Supplies needed: Animal template (pg. 5, pre cut, 1 set per kid), Crayons, Kleenex (1 sheet per kid)

Instructions: Color the picture.

GOD CAN MAKE EVERYONE CLEAN

Key Question





What makes us dirty?

Memory Verse

Acts 10:15 "Do not call something unclean if God has made it clean."



PETER SHARING ABOUT JESUS WITH GENTILES



All the Children of the World



Then Peter began to speak: "I now realize how true it is that God does not show favoritism but accepts men from every nation who fear him and do what is right. Acts 10:34-35

Each number represents a letter of the alphabet. Substitute the correct letter for the numbers to reveal the coded words. When each coded word is solved, a secret message will be revealed.

1	2	3	4	5	6	7	8	9	10	11	12	13	14	15	16	17	18	19	20	21	22	23	24	25	26
W	G	Y	Q	X	S	K	U	Z	P	B	H	L	D	A	J	M	R	I	E	T	F	V	O	N	C

1. 16-20-6-8-6 _____

2. 13-24-23-20-6 _____

3. 21-12-20 _____

4. 13-19-21-21-13-20 _____

5. 26-12-19-13-14-18-20-25 _____

Write the secret message here: _____

Copyright © 2007 Sermons 4 Kids, Inc.

All Rights Reserved

Sermons4Kids.com

All the Children of the World



Complete the paragraph by filling in the blanks with the correct words from the word bank at the bottom of the story.

Then _____ began to _____: "I now realize how _____ it is that God does not show _____ but _____ men from every _____ who _____ him and do what is _____. You know the _____ God sent to the people of Israel, telling the _____ news of _____ through Jesus Christ, who is _____ of all.

All the _____ testify about him that everyone who _____ in him receives forgiveness of _____ through his name."

Acts 10:34-36, 43 (NIV)

accepts	fear	message	Peter	sins
believes	good	nation	prophets	speak
favoritism	Lord	peace	right	true

Copyright © 2007 Sermons 4 Kids, Inc.

All Rights Reserved

Sermons4Kids.com



ERD

--	--	--

5

WORN B

--	--	--	--	--

6

8

LEYWOL

--	--	--	--	--	--

7

4

LKABC

--	--	--	--	--

1

TIHWE

--	--	--	--	--

2

3

--	--	--	--	--	--	--	--

1

2

3

4

5

6

7

8

Unscramble each word then use the marked letters to reveal the secret word.

HERE IS A CLUE IN CASE YOU NEED HELP!

All of the scrambled words except the final answer are colors. "They are precious in his sight!"

All the Children of the World

Then Peter began to speak: "I now realize how true it is that God does not show favoritism but accepts men from every nation who fear him and do what is right. Acts 10:34-35



P Z E Z X F K C W P Z A U F M
 J P Y B R E D W H P E Q Z E U
 C E E V C T O Z K I O O X R J
 G N S A Z F K X K W L N P F Z
 F C L U C L L V G O O D K L W
 F O F H S E N F T R V G R E E
 Y C T U G P G N L L E L T E H
 W Y S Y O B Y N I D S I S W N
 G F Y A N L C A T M H W O Y C
 A S G L Z G R T T W T L P K O
 B L Z L D X U I L S L N D Z N
 H R S D Z I J O E E B V N D B
 Z Q O D G K U N Y R B L A C K
 S T T W Z I N W R O J Z S Q R
 R V X K N Z A C C E P T S R N

LITTLE
 YELLOW
 JESUS

WORLD
 NATION
 PEACE

PEOPLE
 ALL
 LOVES

CHILDREN
 BLACK
 WHITE

BROWN
 ACCEPTS
 RED

Copyright © 2007 Sermons 4 Kids, Inc.

All Rights Reserved

Sermons4Kids.com



From Thru-the-Bible Coloring Pages for Ages 4-8. © 1986,1988 Standard Publishing.

Used by permission. Reproducible Coloring Books may be purchased from

Standard Publishing, www.standardpub.com, 1-800-323-7543.

The Family of God

For you are all children of God through faith in Christ Jesus.

Galatians 3:26 (NLT)



BROTHERS AND SISTERS IN CHRIST

There is no longer Jew or Gentile, slave or free, male and female.

For you are all one in Christ Jesus.

Galatians 3:28 (NLT)

Sermon Title: "All the Children of the World"

Scripture Reading: Acts 10:34-43

CHILDREN WREATH:

Cut the inside of a paper plate out to make a wreath form. Have children color the plate lightly and draw or glue pictures of children of all races along the edge of the "wreath"! Give children a ribbon to hang their wreath up at home.

FOLD OUT CHILDREN:

Fold construction paper back and forth several times and then cut into the folds to form half a child and when this is unfolded, it will be several children hooked together! Color children to look like different races or do the folded children with different colors of construction paper to display on the classroom wall.

THUMB PRINT CHILDREN:

Use different colors of ink for children to make thumb print children on their own piece of construction paper. Let children write the song words around the edges of their thumbprint paper.

PLAY DOUGH KIDS:

Use various colors of play dough and let children form kids of different color and shapes and sizes and display on a table.

CHILD BOOKMARK:

Have construction paper cut bookmarks for children to write on - JESUS LOVES THE LITTLE CHILDREN, or JESUS IS LORD OF ALL, or JESUS LOVES WITHOUT PARTIALITY (depending on ages of children). Give each child a small round circle to glue to the top of the bookmark to decorate to look like themselves (hair, eyes, smile, etc).

Song: "Jesus Loves the Little Children" - George F. Root

[Song Sheet \(PDF\)](#)

- Music and lyrics

[Piano Accompaniment \(MP3\)](#)

Right click and save to your computer.

This song is in the public domain and may be downloaded and reproduced for religious or educational use by churches, schools, homeschoolers, and other non-profit organizations.